





Model		IF 30 (smart)	IF 50 (smart)	IF 80 (smart)	IF 100 (smart)
Declared load profile		 S	 M	 M	 L
Energy efficiency class		B	B	C	C
Energy efficiency (η_{wh})	%	35.0	39.0	36.0	37.0
Annual electricity consumption (AEC)	kWh	527	1315	1426	2767
Daily electricity consumption (Q_{elec})	kWh	3.134	7.449	7.449	14.325
Out of the box installation mode		Vertical	Vertical	Vertical	Vertical
Thermostat temperature settings, as placed on the market	°C	68	70	60	67
Sound power level(LWA)	dB	15	15	15	15
$Q_{elec,week,smart}$	kWh	13.850	27.330	30.070	58.000
$Q_{elec,week}$	kWh	17.450	33.750	33.500	64.500
Mixed water at 40 °C (V40)	L	—	65	65	130